



VIEWPOINT

Newsflash

A new month and the 75th issue of Viewpoint from PPI.

This document will be made available on our website
www.ppi-advisory.com

Table of Contents

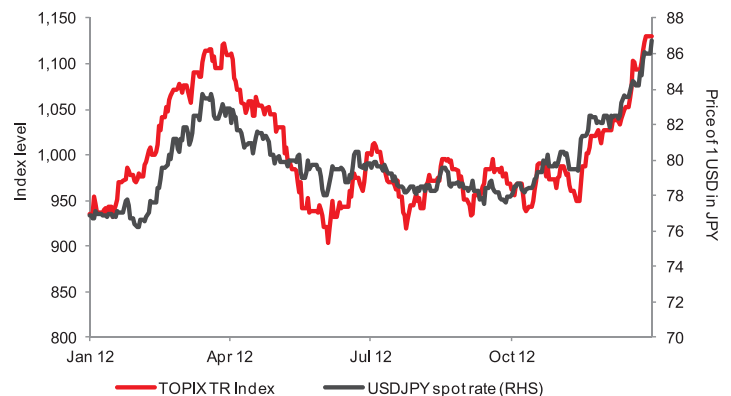
1. Market commentary	1 – 4
2. Market performance	5 – 6
3. Asset allocation dashboard	7
4. Important notes	8

Momentum Global Investment Management Limited (Company Registration No. 3733094) and has its registered office at 20 Gracechurch Street, London, EC3V 0BG. Momentum Global Investment Management Limited is authorised and regulated by the Financial Services Authority in the United Kingdom, and is an authorised Financial Services Provider pursuant to the Financial Advisory and Intermediary Services Act 37 of 2002 in South Africa.

Market commentary

The final month of 2012 was dominated by two key themes: the US fiscal situation and the strong performance of Japanese equities. Starting with the latter, Japanese equities added 10.1% in local currency terms during December, whilst elsewhere markets traded sideways to marginally up (US 0.8%; Europe ex UK 1.8%; Asia ex Japan 2.5%). It was the best December for investors in Japan since at least 1989, and moved the Topix index ahead of peer markets for the year. Japan was the second best performing market in 2012 in local currency terms, although returns for US dollar-based investors remain anaemic due to the weakness of the yen.

Figure 1: Japanese equities bounce as the yen moves above 86



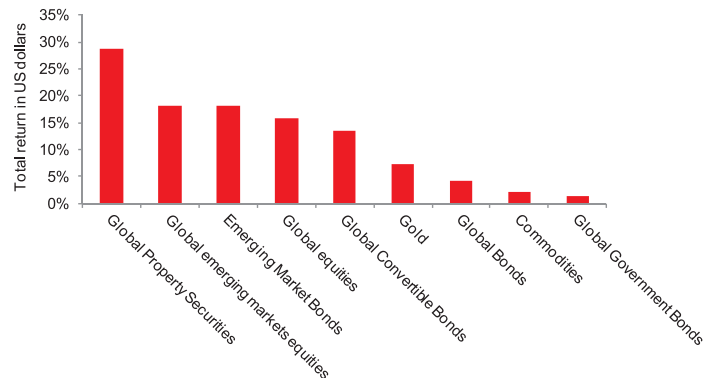
Whilst developed markets were relatively subdued (1.9%) during December, emerging markets rallied by 4.9%, as both Emerging Europe (6.4%) and Latin America (6.5%) posted strong gains.

Core government bonds lost ground last month (US treasuries -0.5%; UK gilts -0.5%; Japanese government bonds (JGBs) -0.3%), whilst investment grade credit and high yield continued to rally. European high yield bonds are now trading above par (in aggregate) for the first time since September 2007. The yield spread over government bonds of the same tenure has fallen to 5.6%, versus an average of 6.9% during the past 15 years (including an adjustment for the period of extreme risk aversion between 2008/09). This leaves some modest room for further price appreciation, but certainly less than there was earlier in the year. High yield bond prices are capped by embedded call options, which typically allow the issuer to redeem the bond at par plus any accrued interest; paying more than par (plus the interest) would expose the buyer to the risk of an immediate capital loss on their investment.

Global property securities rallied by 3.8% in December, to bring year to date returns to 28.7%. Asian property has added 45.5% over the past 12 months in US dollar terms, to cap its best year since 1993. The Japanese yen continued to weaken versus the US dollar over the month, down by 4.9%, whilst commodities sold off moderately, with gold spot prices declining by around 2%.

Looking at the performance of major asset classes during 2012, property securities provided the best returns last year, as investors adjusted their valuation of the sector from a price-to-earnings ratio of circa 11 times to 18 times. Emerging markets (18.2%) outperformed their developed counterparts (15.8%), as Emerging Europe rebounded by 24.3%. Latin America (8.7%) appears as the notable laggard amongst the set of emerging regions, after Brazil's stock market declined by 2.0%.

Figure 2: Performance of major asset classes in 2012



The key focus for markets during December was the US fiscal situation and the looming 'fiscal cliff'. Global equity markets rose steadily during the first three weeks of the month in anticipation of new legislation to reduce the effects of planned tax rises and cuts to government spending, before pulling back as it became clear that discussions were set to continue right up to the deadline. Several days of discussions concluded with an eleventh hour deal to stop tax rises on individuals earning less than USD 400,000 and married couples with combined incomes of up to USD 450,000. The so-called 'fiscal cliff' is more appropriately described as a 'fiscal slide': the widely-discussed headline reduction in US GDP – estimated to be around 4% – would only come to pass if tax breaks and government spending cuts were left untreated for the whole of 2013. Nonetheless, the total effect of planned measures is significantly larger than anything seen in Europe thus far. The deal does little to alter the current trajectory of US public debt, which is on course to hit the debt ceiling at the end of February. The US will soon be forced to introduce extraordinary measures in order to continue paying its bills.

The Federal Reserve remains in accommodative mood, although the minutes of the Federal Open Market Committee's (FOMC) latest meeting showed a split amongst members on the question of whether to continue quantitative easing until the end of 2013, with several members making it clear that they consider an earlier exit appropriate in order to maintain

financial stability. As expected, Governor Ben Bernanke unveiled a new asset purchase programme to replace 'Operation Twist' at the start of the month, ahead of the latter's phasing out at the end of the year.

On the data side, US employment figures continue to surprise on the upside, whilst house prices are now rising for the first time since 2010.

Figure 3: US unemployment falls whilst house prices rise



China remains the key influence in the East, with a growing consensus that Beijing has successfully engineered a soft landing for the economy. Chinese year-on-year demand for oil has come back strongly, whilst new orders amongst manufacturing firms are expanding at their fastest pace in eight months. Signs of fresh momentum in China have led to rapid moves in certain commodities, with iron ore prices rallying by over 50% since the start of September. Speaking at his company's fourth quarter earnings presentation, Alcoa's CEO Klaus Kleinfeld forecast aluminium prices would rebound in 2013, based on a resurgence in Chinese demand.

Overcapacity remains an issue in China, and new infrastructure spending is likely have a diminishing marginal effect on growth. Reform of the housing market continues, including the redrafting of rules on property ownership, which currently preclude migrant workers from purchasing housing units; this should help to bolster demand for property, which has appeared weak at times relative to new supply. Reports suggest that there is pent-up demand for IPOs in China, with

regulators delaying the approval of applications in order to reduce the downward pressure on stock prices from this new wave of issuance into the market.

China has been outshone by Japan in recent months, with the Liberal Democratic Party's (LDP) election victory at the start of December catalysing strong gains for Japanese equities. The new government is pushing for stronger action to bring an end to Japan's period of low inflation/deflation. Prime Minister Shinzo Abe has kept up pressure on the Bank of Japan to raise its inflation target to 2%, and the central bank is believed to be on the verge of committing to unlimited asset purchases in pursuit of this target. Equally, the government is preparing a package of economic stimulus measures, which (according to local media reports) could reach as high as JPY 10 trillion. Whilst a weaker yen will benefit Japan, it has implications for competitors in the region, particularly ASEAN economies including Singapore and Indonesia.

Turning to Europe, the expectation appears to be that the Draghi 'put' on markets will hold. European Commission President Jose Barroso went as far as to say that the "existential threat to the euro is over". A huge amount still remains to be done, however, with banking reforms and moves towards greater fiscal integration at the top of politicians' agenda for 2013. Whilst there appears to be strong consensus amongst the political class, continued anaemic growth is likely to test voters' sense of solidarity. The European Central Bank (ECB) cut its forecast for Eurozone growth in 2013 to -0.3%, versus earlier forecasts for growth of 0.5%. At his regular monthly press conference, ECB President Mario Draghi said that a "gradual recovery should start later in 2013", whilst noting that the outlook for inflation was broadly unchanged despite the Central Bank's balance sheet expansion.

The passing of new budget laws in Italy was followed by the resignation of Mario Monti as Prime Minister on 21 December, after a little over a year in office. Mr. Monti is unlikely to disappear from the political spotlight, however, after announcing his willingness to play a role in a centrist coalition in the next election, scheduled to take place in

February. Lingering questions over Greece's membership of the Eurozone appear to be contained, at least in the short term, although it appears premature to suggest that fears of a 'Grexit' are truly dead. The troika's latest report on Greece's progress stated that tax collection is falling behind target, whilst privatisations of state owned businesses have equally been disappointing.

There are clear obstacles for markets to navigate in the near term, beginning with the US debt debate, which will no doubt involve further rounds of political horse-trading. As ever these potential headwinds are balanced by opportunities. There has been a sizeable run-up in markets since the middle of the year, and a portion of the good news now appears to be priced into markets. Whilst this does not alter our broadly constructive view on equities for the coming year, it does raise a note of caution in the short term.

Source: Lipper Hindsight / Bloomberg.
Returns in US dollars unless otherwise stated. December 2012.

Market performance




Asset Class/Region	Index	To 31 December 2012		
		Currency	Month	Year to date
Developed Markets Equities				
United States	S&P 500 NR	USD	0.8%	15.2%
United Kingdom	FTSE All Share TR	GBP	1.0%	12.3%
Continental Europe	MSCI Europe ex UK NR	EUR	1.8%	19.4%
Japan	Topix TR	JPY	10.1%*	20.9%*
Asia Pacific (ex Japan)	MSCI AC Asia Pacific (ex Japan) TR	USD	2.5%	24.7%
Global	MSCI World NR	USD	1.9%	15.8%
Emerging Market Equities				
Emerging Europe	MSCI EM Europe NR	USD	6.4%	24.3%
Emerging Asia	MSCI EM Asia NR	USD	3.5%	20.8%
Emerging Latin America	MSCI EM Latin America NR	USD	6.5%	8.7%
BRICs	MSCI BRIC NR	USD	5.0%	14.5%
Global Emerging Market	MSCI EM (Emerging Markets) NR	USD	4.9%	18.2%
Bonds				
US Treasuries	JP Morgan United States Government Bond Index TR	USD	-0.5%	2.2%
US Treasuries (inflation protected)	Barclays Capital U.S. Government Inflation Linked TR	USD	-0.7%	7.3%
US Corporate (investment grade)	Barclays Capital U.S. Corporate Investment Grade TR	USD	-0.1%	9.8%
US High Yield	Barclays Capital U.S. High Yield 2% Issuer Cap TR	USD	1.6%	15.8%
UK Gilts	JP Morgan United Kingdom Government Bond Index TR	GBP	-0.5%	2.6%
UK Corporate (Investment grade)	BofA Merrill Lynch Sterling Non Gilts TR	GBP	0.1%	13.3%
Euro Government Bonds	Citigroup EMU GBI TR	EUR	0.8%	10.7%
Euro Corporate (investment grade)	Barclays Capital Euro Aggregate Corporate TR	EUR	1.0%	13.6%
Euro High Yield	BofA Merrill Lynch Euro High Yield Constrained TR	EUR	3.7%	29.4%
Japanese Government	JP Morgan Japan Government Bond Index TR	JPY	-0.3%	1.8%
Australian Government	JP Morgan Australia GBI TR	AUD	-0.2%	5.7%
Global Government Bonds	JP Morgan Global GBI	USD	-1.0%	1.3%
Global Bonds	Citigroup World Broad Investment Grade (WBIG) TR	USD	-0.2%	4.1%
Global Convertible Bonds	UBS Global Convertible Bond	USD	1.9%	13.3%
Emerging Market Bonds	JP Morgan EMBI +	USD	0.9%	18.0%





















* estimate

Market performance

Asset Class/Region	Index	To 31 December 2012		
		Currency	Month	Year to date
Property				
US Property Securities	MSCI US REIT TR	USD	3.5%	16.5%
UK Property Securities	FTSE EPRA/NAREIT United Kingdom TR	GBP	2.3%	29.9%
Europe ex UK Property Securities	FTSE EPRA/NAREIT Developed Europe ex UK TR	EUR	0.4%	25.9%
Australian Property Securities	FTSE EPRA/NAREIT Australia TR	AUD	2.4%	32.2%
Asia Property Securities	FTSE EPRA/NAREIT Developed Asia TR	USD	4.5%	45.5%
Global Property Securities	FTSE EPRA/NAREIT Developed TR	USD	3.8%	28.7%
Currencies				
Euro		USD	1.6%	1.8%
UK Pound Sterling		USD	1.5%	4.6%
Japanese Yen		USD	-4.9%	-11.3%
Australian Dollar		USD	-0.3%	1.8%
South African Rand		USD	5.1%	-4.5%
Commodities				
Commodities	RICI TR	USD	-0.9%	2.0%
Agricultural Commodities	RICI Agriculture TR	USD	-3.0%	1.8%
Oil	ICE Crude Oil CR	USD	-0.2%	2.8%
Gold	Gold index	USD	-2.3%	7.1%
Hedge Funds	HFRX Global Hedge Fund	USD	0.9%	3.5%
Interest Rates			Current rate	Change at meeting
United States	12 December 2012	USD	0.25%	-
United Kingdom	10 January 2013	GBP	0.50%	-
Eurozone	10 January 2013	EUR	0.75%	-
Japan	20 December 2012	JPY	0.10%	-
Australia	4 December 2012	AUD	3.00%	-0.25%
South Africa	22 November 2012	ZAR	5.00%	-

Asset allocation dashboard

 Positive	 Neutral	 Negative
--	---	--

Asset class	View
Equities	
Developed equities	
UK equities (relative to developed)	
European equities (relative to developed)	
US equities (relative to developed)	
Japan equities (relative to developed)	
Emerging market equities	
Fixed Income	
Government	
Index-linked (relative to government)	
Investment grade (relative to government)	
High yield	
Loans	
Emerging market debt	
Convertible bonds	
Alternatives	
Commodities	
Hedge funds	
Property (UK)	
Currencies	
Dollar	
Euro	
Yen	
Emerging market currencies	

**Disclaimer:**

Simply click on the link of the company that you are interested in. By clicking on any external links provided on this website, you will leave the PPi site and be re-directed to an external organisation's website.

As PPi is not responsible for any content or activities associated with any external website accessed by hypertext links appearing on this website, and as such content has been independently developed by third parties and is outside of our control and subject to change without notice, PPi hereby disclaims any representations, warranties, or guarantees made on external websites.

Further, PPi does not guarantee the correctness or suitability of such information or of any other linked information presented, referenced, or implied. Any hyperlink from this website leading to another website should not be interpreted as an endorsement by PPi of that website, its organisation, or of its products or services.

PPi does not accept responsibility for any loss, harm, or damage, however caused, for information by third party organisations with links appearing on this website. Clicking on any of the following external links constitutes a signature of your consent to the above disclaimer. If you disagree with all, or part of this disclaimer, use of the external links provided below is strictly prohibited.

Important Notes

Momentum Global Investment Management is the trading name for Momentum Global Investment Management Limited. This document does not constitute an offer or solicitation to any person in any jurisdiction in which it is not authorised or permitted, or to anyone who would be an unlawful recipient, and is only intended for use by original recipients and addressees. The original recipient is solely responsible for any actions in further distributing this document, and should be satisfied in doing so that there is no breach of local legislation or regulation. The information is intended solely for use by our clients or prospective clients, and should not be reproduced or distributed except via original recipients acting as professional intermediaries. This document is not for distribution in the United States.

Prospective investors should inform themselves and if need be take appropriate advice regarding applicable legal, taxation and exchange control regulations in countries of their citizenship, residence or domicile which may be relevant to the acquisition, holding, transfer, redemption or disposal of any investments herein solicited.

Any opinions expressed herein are those at the date this material is issued. Data, models and other statistics are sourced from our own records, unless otherwise stated herein. We believe that the information contained is from reliable sources, but we do not guarantee the relevance, accuracy or completeness thereof. Unless otherwise provided under UK law, Momentum Global Investment Management does not accept liability for irrelevant, inaccurate or incomplete information contained, or for the correctness of opinions expressed.

We caution that the value of investments in discretionary accounts, and the income derived, may fluctuate and it is possible that an investor may incur losses, including a loss of the principal invested. Past performance is not generally

indicative of future performance. Investors whose reference currency differs from that in which the underlying assets are invested may be subject to exchange rate movements that alter the value of their investments.

Our investment mandates in alternative strategies and hedge funds permit us to invest in unregulated funds that may be highly volatile. Although alternative strategies funds will seek to follow a wide diversification policy, these funds may be subject to sudden and/or large falls in value. The illiquid nature of the underlying funds is such that alternative strategies funds deal infrequently and require longer notice periods for redemptions. These Investments are therefore not readily realisable. If an alternative strategies fund fails to perform, it may not be possible to realise the investment without further loss in value. These unregulated funds may engage in the short selling of securities or may use a greater degree of gearing than is permitted for regulated funds (including the ability to borrow for a leverage strategy). A relatively small price movement may result in a disproportionately large movement in the investment value. The purpose of gearing is to achieve higher returns associated with larger investment exposures, but has concomitant exposure to loss if positive performance is not achieved. Reliable information about the value of an investment in an alternative strategies fund may not be available (other than at the fund's infrequent valuation points).

Under our multi-management arrangements, we selectively appoint underlying sub-investment managers and funds to actively manage underlying asset holdings in the pursuit of achieving mandated performance objectives. Annual investment management fees are payable both to the multimanager and the manager of the underlying assets at rates contained in the offering documents of the relevant portfolios (and may involve performance fees where expressly indicated therein).

Momentum Global Investment Management Limited (Company Registration No. 3733094) and has its registered office at 20 Gracechurch Street, London, EC3V 0BG.

Momentum Global Investment Management Limited is authorised and regulated by the Financial Services Authority in the United Kingdom, and is an authorised Financial Services Provider pursuant to the Financial Advisory and Intermediary Services Act 37 of 2002 in South Africa.